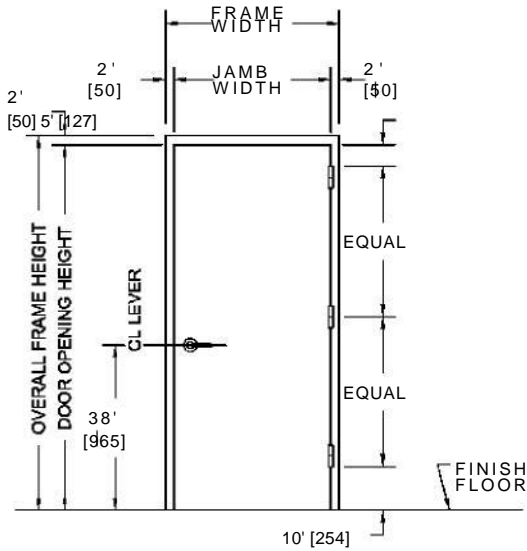


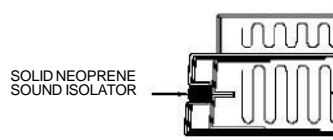
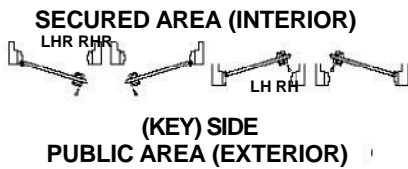
**UL FIRE RATED / STC 60 / FLUSH SOUND CONTROL DOOR AND FRAME ASSEMBLY / DUAL MAGNETIC GASKETS**



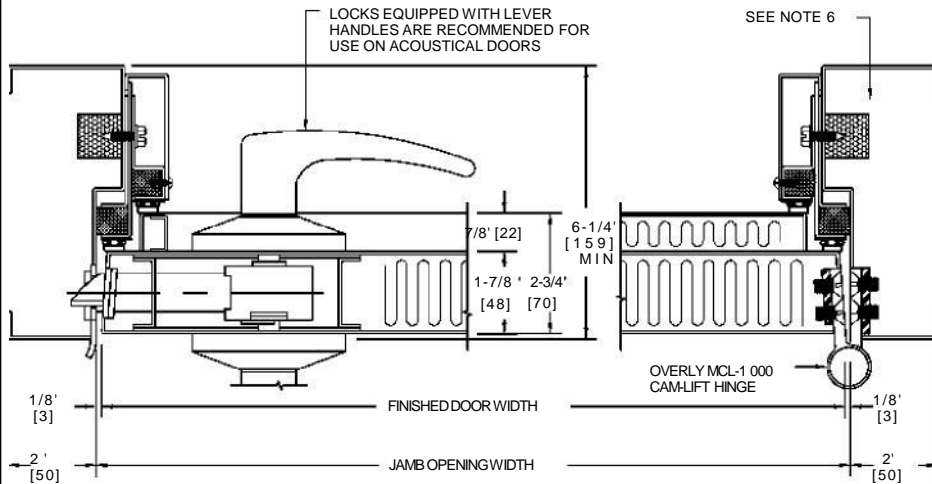
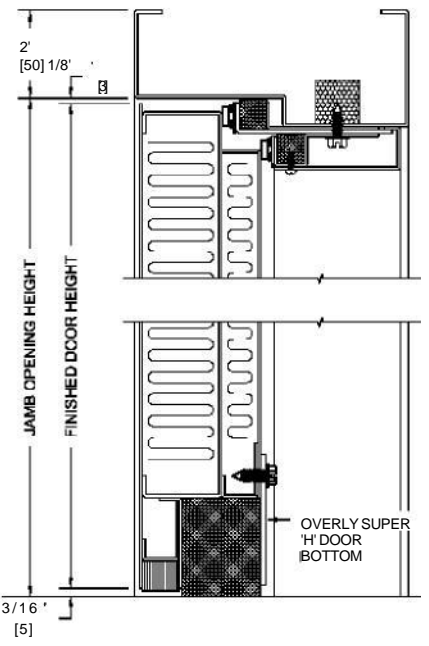
**PUBLIC SIDE ELEVATION**  
RIGHT HAND REVERSE BEVEL SHOWN

**NOTES:**

1. One coat of rust inhibitive prime paint is applied to all exposed surfaces of door and frame.
2. Wood, aluminum, or stainless steel threshold recommended. Door bottom requires flush level sealing surface. Do not seal against carpet.
3. Frame is equipped with dual magnetic seals at head and jambs. Door is equipped with an Super 'H' door bottom.
4. Door weight is 15.0 pounds per square foot.
5. If specified, door can be equipped with standard building hardware, Concealed hardware is not recommended for acoustical doors.
6. All voids between wall and frame continuously caulked. Frames equipped with masonry anchors must be grouted full in field. Bolt-in type frames must have all voids in head and jambs packed with 6 to 12 pound density mineral wool.
7. UL fire labels available in compliance with UL10B and UL10C/UBC7-2.
8. The panel on the interior side of the door is factory recessed to accommodate cylindrical locksets. Mortise locksets require extension of push side cylinders, spindles, and thru-bolt screws.



**TYPICAL EDGE CONSTRUCTION**  
ABOVE AND BELOW LOCK CUTOUTS



**HORIZONTAL SECTION VERTICAL SECTION**

SOUND TRANSMISSION LOSS IN dB AT FREQUENCY/ HERTZ																	
100	125	160	200	250	315	400	500	630	800	1000	1250	1600	2000	2500	3150	4000	5000
38	40	44	46	47	49	54	58	60	59	57	56	60	62	63	65	67	70

ALL DIMENSIONS  
BOTH IN INCHES  
AND MILLIMETERS